



CentroNía Early Head Start 2022 Annual Report



CentroNía Early Head Start 2021-2022 Annual Report

I. Program Overview

CentroNía Early Head Start Collaboration Council	3
Program Snapshot	4
Home Visits & Socializations	5
Family Support Services	6
Family Services: Diaper Scorecard	7
Family Services: Focus on Community Partners	8
Health Services & Health Snapshot	9

II. Budget

Financial Report 2022	11
Projected Budget 2023	12
Organizational Budget 2021-2022	13

CentroNía Early Head Start Collaboration Council

Board of Directors

Dennis A. Davison
Chair

Erica Van Steen
Vice Chair

Phenola Lawrence
Secretary

Tim Foley
Secretary

Gabriela Gonzalez
EHS Policy Council Representative

Tonya M. Esposito

Rebecca Murday

Rosalyn Overstreet Gonzalez

K. Shiek Pal

Doug Rose

Jeffrey Voth

Stephen Glover
Pro-bono Counsel

Policy Council

Gabriela Gonzalez
President & Governing Body Liaison

Gladiz Sozorang
Vice President

Natalie Martinez
Secretary

Christelle Noudjou
Treasurer

Maria Ramiez
Policy Council Member

Berta E Marroquin
Community Member

Erlinda Maldonado
Community Member

Leadership

Myrna Peralta
President & CEO

Rosalina Burgos, Ed. D.
ECE Senior Director, EHS Director

Gabriela Gonzalez
EHS Policy Council Representative

Staff

Dayana Muniz
MD EHS Program Manager

Raquel Pinillos
DC EHS Program Manager

Henry Figueroa
ERSEA & Data Management
Manager

Yiliana Palacio
ERSEA & Family Engagement
Specialist

Sarita Torres
ERSEA & Program Data Support

Elio Peraza
Health Services Manager

Elena Marin
Mental Health Coordinator

Martha Lopez
Family Engagement Specialist

Nadia Colette Burts
I/T Disabilities Coordinator

Jackie Dennis
Facilities/Driver

Amare Mengesha
Facilities/Driver

Denise Nuñez
Maryland Site Coordinator

Claudio Lopez
Administrative Assistant

Home Visitors

Ligia Benjumea

Yenny Cespedes

Delis Rivera

Carolina De Jesus

Ada Joya

Brenda Padillo

Cecilia Salamanca

Esvirda Abreu

Kony Castillo

Karen Castellon

Teachers

Alma Aplicano

Ana Chavez

Sade Culmer

Elodia Espana

Aurora Gonzalez

Lisbeth Ugarte

Nery Portillo

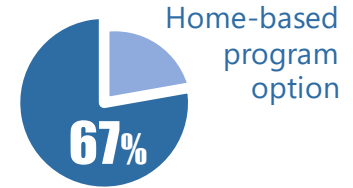

Milagro Chavez

Program Snapshot

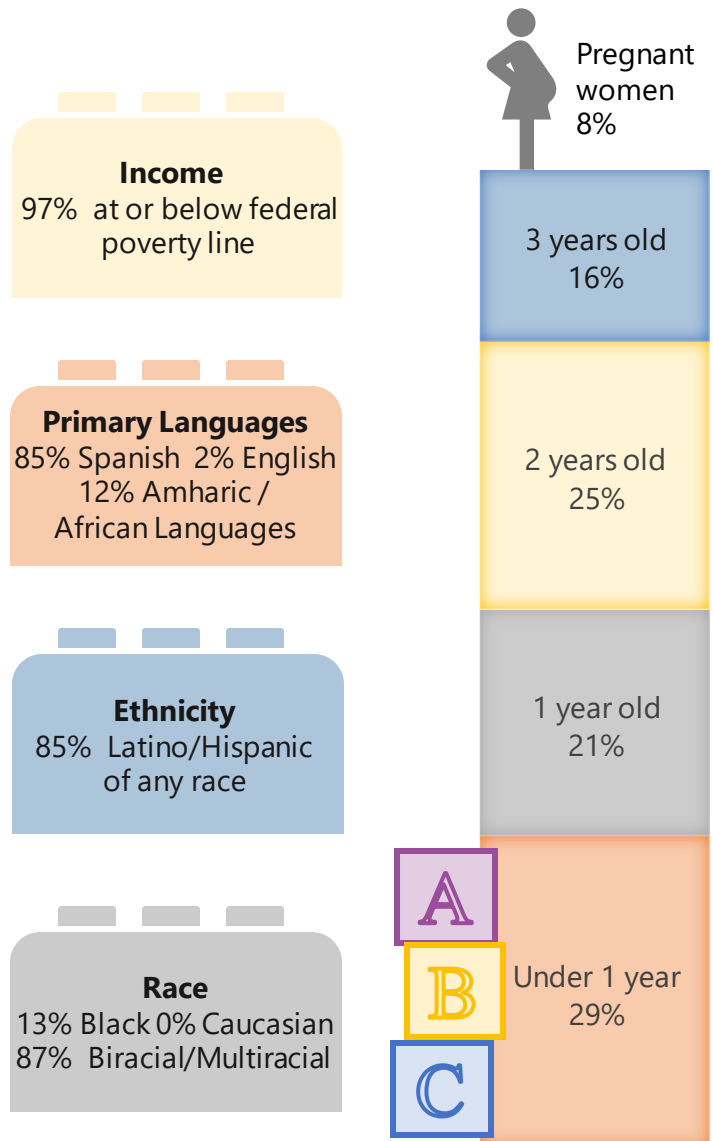
CentroNía's mission is to educate children and youth and strengthen families in a bilingual, multicultural environment.

CentroNía Early Head Start creates a model bilingual program dedicated to supporting families in building skills that are the foundation for school readiness, lifelong learning and growth. Our dual-option program provides infants, toddlers, and pregnant women from low-income families with home- and center- based services, both tailored to the observed pattern of need in the communities we serve.

Our program service areas cover Montgomery and Prince George's Counties in Maryland and Wards 1 through 8 in Washington, DC.



2021-2022 Program Year Enrollment



Home Visits

Home visits can bring parents the support they need to nurture their young child’s healthy development. Home visiting reaches families where they live by delivering parent support and child development services directly to the home environment.

- Developmental Screenings
- Information on child development and early learning
- Social Support
- Referrals to ancillary community services
- Linkages for enrollment in public benefits

46
Home Visits per family per program year

The programs have maintained home visits throughout the COVID-19 pandemic by adding virtual and in-person outdoor home visiting options.

Socialization Activities

Socialization activities take place twice a month (once in-house & once off-site) per Home Visiting Group, for a total of 6 activities a month. They provide families and staff members with special opportunities to support child development and learning, building on the experiences and goals addressed during home visits to attend to the needs of both children and parents.

In-House or Virtual Activities



nutritional workshops



dental care workshops

Field Trips



Smithsonian Museums



Baltimore Aquarium



Maryland Zoo



Pumpkin Patch



Activities vary throughout the year and are directly linked to the curricula and the thematic units being addressed. Carefully selected materials and planned experiences provide stimulation in all areas of development.

At left: to celebrate Earth Day, parents and children received guidance on how to plant take-home gardens and lucky bamboo!

Family Support Services

Families receive services in the following areas:



- Family/social relations
- Food/clothes/basic resources
- Life skills
- Diapers for low-income families
- Childcare
- Health education
- Parenting education
- Health care coverage
- Employment



Family Maps

In 114 Family Maps completed over the 2021-2022 school year, over 50% of parents expressed concern in the following areas related to child and familial wellbeing.

- Meeting Basic Needs and Self-Sufficiency 90%
- Parent Support and Involvement with Friends and Others 69%
- Physical Health 61%
- Promoting School Readiness 57%

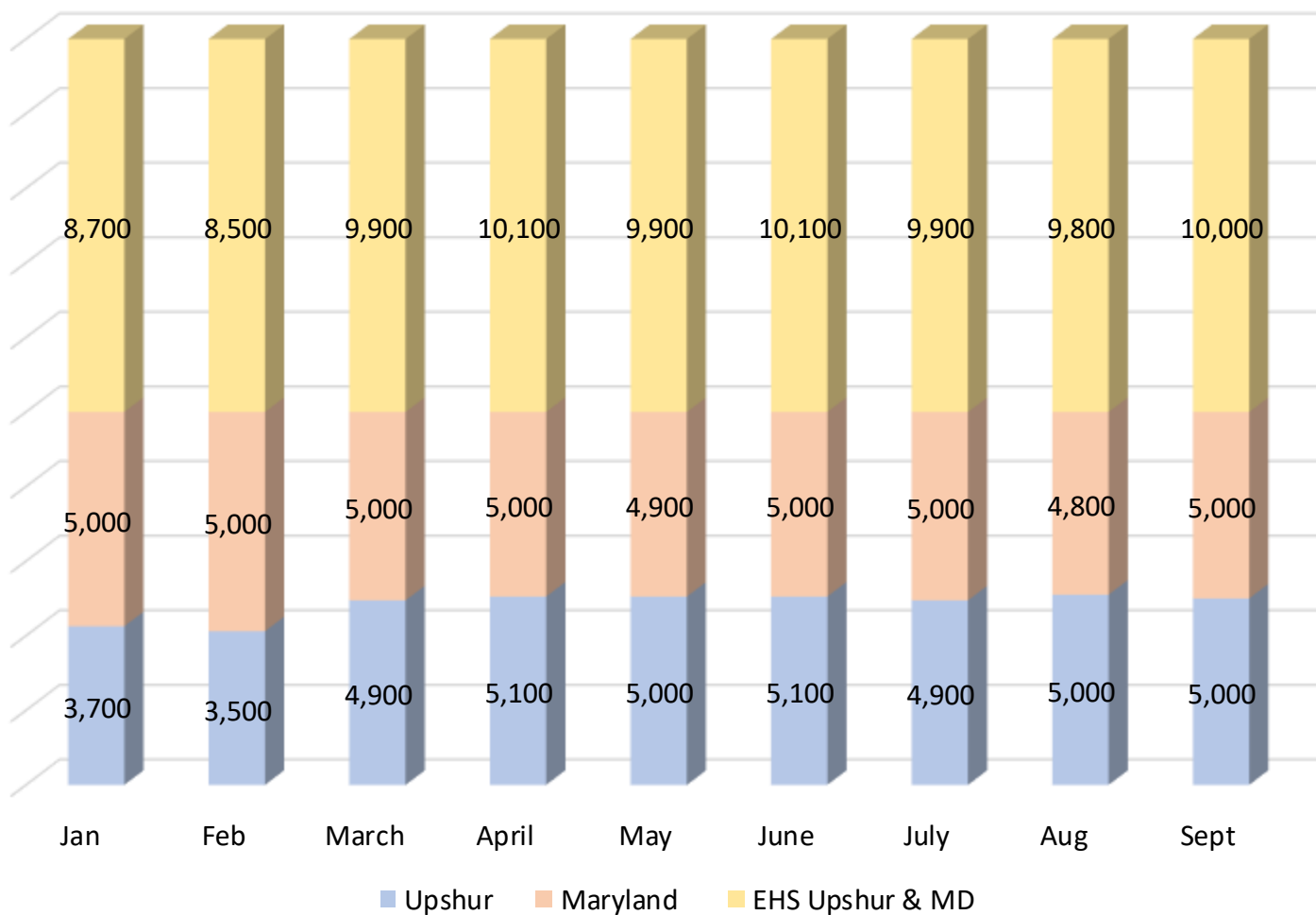


Diaper Scorecard

With the support of the Greater DC Diaper Bank, CentroNía distributes diapers to families each month. Each pack of diapers contain 25 diapers valued at \$7.25 (0.29 cents a diaper). Families receive up to 4 packs of diapers, saving them \$29.00 dollars a month.

The average baby goes through eight to 12 diapers a day, which, according to the National Diaper Bank Network, can set a family back \$70 to \$80 per month, or about \$900 a year. CentroNía is proud to do our part to address diaper need in the DMV!

2022 Monthly Diaper Distributions



Focus on Community Partners

Amerigroup

Provides free, onsite, monthly education on health insurance and the Medicaid application process, information on free health screenings, and promotes healthy behaviors, preventive care and wellness.

Greater DC Diaper Bank

Provides a reliable, adequate source of basic baby needs including diapers, formula & nursing products, as well as personal hygiene products.

Montgomery County Public Schools (MCPS) Child Find 3-5, MCPS Infants & Toddler (birth to 3), Prince George's County Public Schools (PGCPS), PGCPS Infants & Toddlers, DC Dept of Behavioral Health

Provide assessments & services for students who show a 25% or greater delay in development; including an annual, onsite clinic administered by Child Find to screen children exhibiting possible atypical development..

Judy Center

Supports school readiness through Literacy Play and Learn sessions, family involvement activities, referrals to high quality early childhood programs, service coordination, early identification intervention, adult education & family support services.

Mary's Center

Provides health care, family literacy & social services, including onsite health and wellness workshops.

Families receive services in the following areas:

- Family/social relations
- Food/clothes/basic resources
- Life skills
- Diapers for low-income families
- Childcare
- Health education
- Parenting education
- Health care coverage
- Employment



Health Services



After a pause at the onset of the COVID-19 pandemic, onsite health services for children and families resumed over the 2021-2022 school year. Here's to healthy, happy families!

The Children's National Mobile Unit visited CentroNia DC in June 2022 to provide physicals, lab exams and immunizations for 34 children, while the DC Health School-Based Oral Health Program provided free onsite dental checks for 37 children in March and June 2022. The Children's National Mobile Unit team also visited CentroNia Maryland in March and June 2022 to provide free onsite physicals, lab exams and immunizations, serving 34 children, while the Maryland Smiles Mobile Dental team provided free dental checkups in April 2022 for 42 children. Onsite COVID-19 tests and vaccinations continue with the support of Mary's Center and Montgomery County Department of Health and Human Services. Over the 2021-2022 school year, 740 community members were tested and 159 vaccinated 32.

In July 2022, doctors and health professionals from Kennedy Krieger Institute provided comprehensive screening and assessment of children's physical, cognitive, and socioemotional development (ex: biometrics, vitals, hearing/vision, nutrition, sleep, health history) for 26 children. Thanks to the Special Olympics Healthy Young Athletes program and their partners at Kennedy Krieger Institute, the families of our Young Athletes received services valued at \$300-350 each, and they now have a better understanding of how to live an active and healthy lifestyle and advocate for their health needs.

Health Snapshot



Smile! We provided onsite dental services in collaboration with Smile Dental (MD) & DC Health



100% of enrolled children had health insurance and 88% followed a preventive and primary health care schedule



100% of enrolled women received prenatal health care.



FINANCIAL REPORT 2022

	DC	MD	Both
PUBLIC AND PRIVATE FUNDS RECEIVED			
Fees/Grants - Federal (HHS ACF)	\$ 1,275,806	\$ 1,172,448	\$ 2,448,254
Fees/Grants - City and Local			
Fees/Grants - State (MSDE)		\$ 23,278	\$ 302,682
United Way			
Other Foundation Support			
In-Kind Support	\$ 302,682	\$ 293,596	\$ 596,278
Total Funding	\$ 1,578,488	\$ 1,489,322	\$ 3,347,214
PROGRAM EXPENSES			
Personnel (salaries, Benefits, taxes)	\$ 842,842	\$ 801,397	\$ 1,644,239
Travel	\$ 15,500	\$ 14,500	\$ 30,000
Supplies and Equipment	\$ 40,000	\$ 27,000	\$ 67,000
Contractual	\$ 50,000	\$ 40,000	\$ 90,000
Other (occupancy, mileage, parent services)	\$ 210,896	\$ 196,849	\$ 407,745
Training and Technical Assistance	\$ 8,750	\$ 8,162	\$ 16,912
In-Kind Support	\$ 302,682	\$ 293,596	\$ 596,278
Total Funding	\$ 1,470,670	\$ 1,381,504	\$ 2,852,174
Excess/Deficit on Federal Award	\$ 107,818	\$ 107,818	\$ 215,636



BUDGET PROJECTION 2023

	MD	DC	Both
PUBLIC AND PRIVATE FUNDS RECEIVED			
Fees/Grants - Federal (HHS ACF)	\$ 1,204,066	\$ 1,099,614	\$ 2,303,680
Fees/Grants - City and Local			
Fees/Grants - State (MSDE)		\$ 23,499	\$ 23,499
United Way			
Other Foundation Support			
In-Kind Support	\$ 294,954	\$ 269,238	\$ 564,192
Total Funding	\$ 1,499,020	\$ 1,392,351	\$ 2,891,371

PROGRAM EXPENSES

Personnel (salaries, benefits, taxes)	\$ 894,126.84	\$ 844,796.69	\$ 1,738,923.53
Travel	\$ 15,500.00	\$ 14,500.00	\$ 30,000.00
Supplies and Equipment	\$ 32,220.00	\$ 36,298.49	\$ 68,518.49
Contractual	\$ 39,000.00	\$ 27,000.00	\$ 66,000.00
Other (occupancy, mileage, parent services)	\$ 214,469.16	\$ 168,856.82	\$ 383,325.98
Training and Technical Assistance	\$ 8,750.00	\$ 8,162.00	\$ 16,912.00
In-Kind Support	\$ 294,954.00	\$ 269,238.00	\$ 564,192.00
Total Funding	\$ 1,499,020.00	\$ 1,368,852.00	\$ 2,867,872.00

Excess/Deficit on Federal Award	-	-	-
---------------------------------	---	---	---



2019-2020 ORGANIZATIONAL BUDGET

for the year ended June 30, 2021

Support and Revenue:

Government grants and contract revenue	\$ 11,142,232
Private grants and contributions	642,378
In-kind contributions	183,461
Parents' fees	660,713
Rental income	1,113,685
Investment return, net	2,086,323
Catering service fees	549,989
Other income	42,682
Net assets released from donor restrictions	-
Total Support and Revenue	<u>16,421,463</u>

Expenses:

Program services	14,115,373
General and administrative	2,331,460
Fundraising	123,275
Total Expenses	<u>16,570,108</u>

Other Income (Loss)

Gain on extinguishment of the Paycheck Protection Program loan	1,763,530
Loss on disposal of fixed assets	(6,923)
Other income	198,490
Total Other Income	<u>1,955,097</u>

Change in net assets	1,806,452
Net assets, beginning of year	7,572,433
Net assets, end of year	<u>\$ 9,378,885</u>

